

February 22, 2023

## GLOBAL MARKETS

Indices	Closing Level	Change		Performance	
		Value	(%)	MTD (%)	YTD (%)
<b>Global</b>					
S&P 500	3,997.3	(81.8)	(2.0)	(3.0)	4.1
Dow Jones Ind. Average	33,129.6	(697.1)	(2.1)	(2.8)	(0.1)
Nasdaq 100	12,060.3	(297.9)	(2.4)	(2.4)	10.2
FTSE 100	7,977.8	(36.6)	(0.5)	2.8	7.1
DAX 30	15,397.6	(79.9)	(0.5)	1.4	10.6
CAC 40	7,308.7	(27.0)	(0.4)	3.3	12.9
BIST 100	5,149.4	0.5	0.0	9.3	(6.5)
Nikkei	27,473.1	(58.8)	(0.2)	0.5	5.3
Hang Seng	20,529.5	(357.5)	(1.7)	(7.0)	3.8
Shanghai Composite	3,306.5	16.2	0.5	0.7	7.0
BSE Sensex	60,672.7	(18.8)	(0.0)	1.6	(0.3)
<b>GCC</b>					
QE Index	10,694.2	(22.5)	(0.2)	(1.0)	0.1
Saudi Arabia (TASI)	10,269.7	(101.2)	(1.0)	(4.8)	(2.6)
UAE (ADX)	9,948.8	(27.0)	(0.3)	1.1	(2.6)
UAE (DFM)	3,458.0	(4.1)	(0.1)	3.3	3.7
Kuwait (KSE)	7,350.3	(7.4)	(0.1)	0.6	0.8
Oman (MSM)	4,632.7	(31.4)	(0.7)	(1.6)	(4.9)
Bahrain (BAX)	1,935.9	(2.1)	(0.1)	0.8	2.1
MSCI GCC	685.3	(6.0)	(0.9)	(2.8)	(1.9)
Dow Jones Islamic	5,185.9	(85.5)	(1.7)	(3.2)	5.3
<b>Commodity</b>					
Brent (USD/bbl)	83.1	(1.0)	(1.2)	(1.7)	1.2
WTI (USD/bbl)	76.2	(0.3)	(0.4)	(3.4)	(1.0)
Natural Gas (USD/mmBTU)	2.1	(0.0)	(2.2)	(22.8)	(48.0)
Gold Spot (USD/t oz.)	1,833.0	(0.0)	(0.3)	(5.0)	(0.4)
Copper (USD/lb)	4.2	(0.0)	(0.7)	0.1	12.4

Source: Refinitiv Eikon

## QATAR MARKET OVERVIEW

GCC Fundamentals	P/E (x)	P/B (x)	Dividend Yield (%)	Value Traded (USD mn)
Qatar All Share	11.9	1.2	4.6	99.3
DSM 20	11.8	1.2	4.7	89.1
Saudi Arabia (TASI)	15.6	2.3	3.2	893.3
UAE (ADX)	16.7	2.6	2.1	248.5
UAE (DFM)	9.4	1.1	4.0	98.8
Kuwait (KSE)	18.4	1.5	2.9	169.6
Oman (MSM)	11.1	0.8	4.8	4.4
Bahrain (BAX)	8.2	1.0	5.2	0.6

Source: Refinitiv Eikon

Qatar Trading Activity	Close Price	1D Change Value	1D Change (%)	Performance YTD (%)	Performance YoY (%)	Vol. ('000)	P/E TTM
<b>Top Gainers</b>							
QA GAS TRANSP	3.8	0.2	6.4	2.4	5.8	2,206.2	14.4
ESTITHMAR HLD	1.8	0.0	1.4	2.2	6.5	16,683.4	22.4
QATARI INV GRP	2.0	0.0	1.0	17.0	(11.7)	1,709.9	12.8
QNB	16.7	0.1	0.8	(7.0)	(19.4)	4,155.1	11.7
BALADNA COMPAN	1.4	0.0	0.6	(11.3)	(6.3)	1,291.5	29.5
<b>Top Losers</b>							
DUKHAN BANK	3.0	(1.2)	(31.3)	NA	NA	NA	1.2
QA CINEMA & FI	3.3	(0.4)	(9.9)	7.2	(9.1)	20.0	75.5
VODAFONE QATAR	1.6	(0.1)	(6.4)	2.8	(6.5)	3,552.5	13.7
QAT GEN INS & RINS	1.0	(0.1)	(6.3)	(28.9)	(48.5)	10.1	15.2
GULF WAREHOUSI	3.6	(0.2)	(5.8)	(11.8)	(21.4)	575.0	8.7

Source: Refinitiv Eikon; Note: Prices are in local currency.

## MARKET COMMENTARY

### Global

Wall Street posted its worst performance of the year, with the main benchmarks ending down as investors interpreted a rebound in US business activity in February to mean interest rates will need to stay higher for longer to control inflation. The DJIA fell 2.1%, the S&P 500 lost 2% and the Nasdaq 100 dropped 2.4%.

European shares opened lower, as cautious forecast from HSBC weighed down the main STOXX 600 index, while shares of French energy company Engie helped stem some declines following higher annual profits. The continent-wide STOXX 600 index dipped 0.2%.

Japan's stock markets ended 0.2% lower as investors' confidence was rattled by a business survey that showed the country's manufacturing activity contracted at its fastest pace in 30 months in February. China stocks were subdued, while Hong Kong shares fell, as doubts around China's economic recovery weighed on equities.

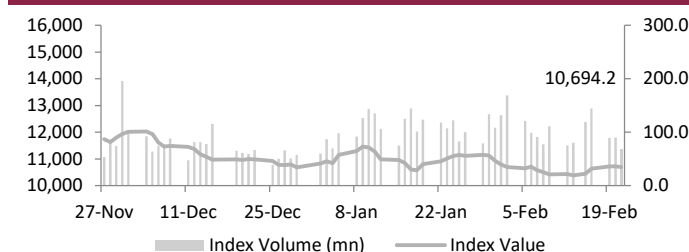
### GCC

Gulf stock markets ended weaker, tracking subdued oil prices and global peers lower, as investors feared that the US Federal Reserve would get more aggressive with interest rate hikes to tame inflation. The benchmark index in Saudi Arabia dropped 1%, extending its losses to a fourth session. The index was pulled down by a 1.9% loss in Retail Urban Development. Dubai's benchmark index dropped 0.1%, dragged down by losses in almost all sectors with Emaar Properties declining 1.6%. In Abu Dhabi, the index fell 0.3%, weighed down by a 2% loss in Abu Dhabi National Energy.

### Qatar

The Qatari index dropped 0.2%, hit by the Dukhan Bank (-31.2%) and the Qatar Cinema & Film Distributing (-9.9%) were the top losers of the day. Out of the 50 traded stocks, 9 advanced, 39 declined and 2 remained unchanged. Total traded volume in the market was lower than the previous trading session. The Transportation index up 2.6% and the Telecoms index advanced by 0.1% while Insurance index declined by 1.4%.

### Qatar DSM Index



Source: Refinitiv Eikon

QE Sector Indices	Closing Level	1D Change (%)
Banks & Financial Services	4,428.9	(0.2)
Consumer Goods & Services	7,568.0	(0.6)
Industrials	3,994.5	(0.6)
Insurance	1,962.2	(1.4)
Real Estate	1,420.8	(0.5)
Telecoms	1,353.4	0.1
Transportation	4,163.6	2.6

Source: Refinitiv Eikon

Qatar Trading Summary	Buy (%)	Sell (%)
Qatari Individuals	33.6	37.1
Qatari Institutions	25.4	28.7
<b>Qatari - Total</b>	<b>59.0</b>	<b>65.7</b>
Foreign Individuals	11.7	11.9
Foreign Institutions	29.3	22.3
<b>Foreign - Total</b>	<b>41.0</b>	<b>34.3</b>

Source: Qatar Exchange

February 22, 2023

## GLOBAL NEWS

- ▶ US business activity unexpectedly rebounded in February, reaching its highest level in eight months. Inflation also fell. S&P Global reported that its flash US Composite PMI Output Index, which tracks the manufacturing and services sectors, rose to 50.2 this month from 46.8 in January. (Source: Reuters)
- ▶ Existing home sales in the US fell to their lowest level in more than a decade in January, but the rate of decline slowed, raising cautious optimism that the housing market slump is nearing an end. (Source: Reuters)
- ▶ Wages in the eurozone are now catching up after rapid inflation eroded purchasing power, and there is no wage-price spiral underway, according to European Central Bank President Christine Lagarde, speaking to Finnish broadcaster YLE. (Source: Reuters)
- ▶ German exporters' hopes for a rebound in trade with China following Beijing's abrupt abandonment of its strict zero-COVID policy in December failed to materialize at the start of the year, according to federal statistics office data. (Source: Reuters)
- ▶ A business survey showed that Japan's manufacturing activity contracted at the fastest rate in 30 months in February, a worrying sign for the world's third-largest economy, which is facing weakening demand and struggling to contain cost pressures. (Source: Reuters)
- ▶ Japan kept its assessment of the economy unchanged in February as consumer spending remained on a recovery trend despite soft exports and factory output due to the global economic slowdown. (Source: Japan Times)
- ▶ According to investment bankers, new rules governing how Chinese companies can list outside of mainland China will often necessitate approval from multiple domestic government agencies, potentially leading to a lengthy approval process. (Source: China Daily)
- ▶ According to officials, the development of MSME in China has demonstrated strong resilience and vitality in the face of headwinds as local governments pushed to improve their business environment. (Source: China Daily)
- ▶ According to a poll, Turkey's central bank is expected to lower its benchmark policy rate this week, following devastating earthquakes that killed tens of thousands and destroyed several buildings in the country's southeastern region. (Source: Daily Sabah)

## GCC NEWS

- ▶ HALCON, an EDGE Group entity that is a regional leader in the design and production of guided weapons systems and beyond, announced a contract with the UAE Armed Forces worth AED 4.7bn to supply advanced precision-guided glide munitions. (Source: Zawya)
- ▶ CEOs of the world's largest corporations are embracing the positive and seeing opportunities during turmoil, with more than half (61%) of CEOs in the Middle East expecting a stable or positive global economic outlook over the next three to five years. (Source: Trade Arabia)
- ▶ Dubai International remains the world's busiest airport for international traffic, despite a slight decrease in capacity, reflecting a global trend. According to aviation consultancy OAG, the aviation hub, which has consistently outperformed its global peers, including London Heathrow, logged 4.2mn seats in February 2023. (Source: Zawya)
- ▶ Dubai's real estate market is expected to lead global price charts in 2023 as it continues to attract high-net-worth individuals, but rising interest rates and persistent headwinds are likely to dampen demand. (Source: Zawya)
- ▶ Crescent Petroleum, the Middle East's oldest privately-owned upstream oil and gas company, has signed three 20-year agreements

with Iraq's Ministry of Oil to appraise, develop, and produce oil and gas from two Diyala governorate blocks and one Basra governorate block. (Source: Zawya)

- ▶ In 2022, industrial investments in Saudi Arabia increased by SAR 32.03bn (USD 8.54bn) as the Kingdom steadily diversified its economy in line with Vision 2030 goals. Until December 2022, the total volume of industrial investments in Saudi Arabia was SAR 1.428tn. (Source: Arab News)
- ▶ Non-oil exports in Saudi Arabia fell by more than 24% YoY in December 2022, reaching SAR 22.7bn (USD 6.05bn), according to data released by the General Authority for Statistics. Total exports increased 1.1% YoY to SAR 108.2bn during the month. This was due to an increase in oil exports of 11%, or SAR 8.5bn. (Source: Zawya)
- ▶ Saudi Arabia has announced 27 development projects worth SAR 4bn (USD 1.07bn) in the Asir region that will serve approximately 160,000 new beneficiaries to expand water supply to more parts of the country. (Source: Arab News)
- ▶ Oman and Etihad Rail Company, the developer and operator of the UAE-Oman Rail Network, signed a cooperation agreement with Mubadala Investment Company, an Abu Dhabi-based sovereign investor, to support the development of the 303-kilometer railway network connecting Oman and the UAE, with a total investment value of USD 3bn. (Source: Zawya)
- ▶ Oman's daily average crude oil production remained above 1mn barrels per day in January, up nearly 4% from the same period last year. (Source: Muscat Daily)
- ▶ Bahrain's preliminary financial estimates for 2022 showed that the deficit had shrunk by 85%, according to a statement from the Finance Ministry. According to the statement, total oil revenues increased by 58% over budget estimates. (Source: Reuters)
- ▶ According to the latest Central Bank of Bahrain data, more than 14mn cashless transactions were recorded in Bahrain last month, 13% more than in January 2022. According to the regulator's infographics, total transactions (point-of-sale plus e-commerce) in January 2023 totaled BHD 320.7mn (USD 852.9mn). (Source: Gulf Times)
- ▶ Kuwait Petroleum Corporation and its subsidiaries invested their surpluses in short-term and long-term deposits at agreed-upon interest rates with local banks, reaching a balance of KWD 540mn in the fiscal year that ended on March 31, 2022, a 45.5% increase over 2018. (Source: Arab Times)

## QATAR NEWS

- ▶ insurance company in Qatar, has released its financial results FY-22. The company reported gross written premium of QAR 1.05bn, compared to QAR 1.03bn for the same period last year (Source: The Peninsula)
- ▶ Companies in Qatar are anticipating a significant milestone in 2023 with enhanced projects and strategic partnerships. Al Asmakh A to Z Services Group, Qatar's leading facilities management firm, is collaborating with government, semi-government, and private entities to provide services to its clients across the country. (Source: The Peninsula)
- ▶ According to PwC, Qatar's inflation is expected to moderate significantly due to anticipated rent decreases and a decrease in recreation expenses. Qatar has not been immune to global inflationary pressures, and domestic factors will also play a role in the run-up to the World Cup in 2022. (Source: Gulf Times)
- ▶ Qatar Electricity and Water Company reported a net profit of QAR 1.7bn in 2022, the highest-ever net profit for the company, up from QAR 1.4bn in 2021. (Source: Gulf Times)

February 22, 2023

## FX RATES

Currencies	Value	Currencies	Value
EUR/USD	1.0676	USD/QAR	3.6400
USD/JPY	134.9900	EUR/QAR	3.8861
GBP/USD	1.2145	JPY/QAR	0.0270
USD/CHF	0.9277	GBP/QAR	4.4208
USD/CAD	1.3537	CHF/QAR	3.9237
AUD/USD	0.6852	CAD/QAR	2.6889
NZD/USD	0.6212	AUD/QAR	2.4941
USD/INR	82.3440	INR/QAR	0.0442
USD/TRY	18.8608	TRY/QAR	0.1930
USD/ZAR	18.2254	ZAR/QAR	0.1997
USD/BRL	5.1675	BRL/QAR	0.7044

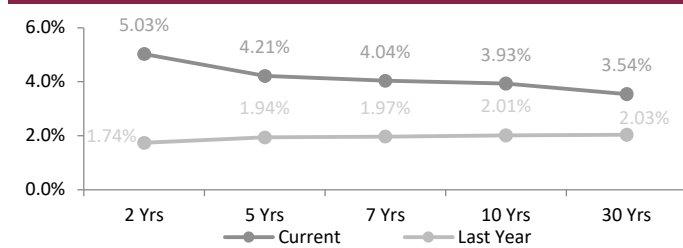
Source: Refinitiv Eikon

## INTERBANK OFFERING & US SWAP RATES

Duration	Overnight	1 Week	1 Month	3 Month	1 Year
LIBOR	4.56	0.08	4.59	4.91	5.62
EURIBOR	(0.65)	2.39	2.38	2.65	3.58
QAIBOR	5.05	5.15	5.25	5.35	5.75
SAIBOR	5.11	5.04	5.19	5.61	5.86
EIBOR	4.47	4.59	4.76	4.60	5.19
BMIBOR	5.33	5.57	6.30	6.30	6.73
KIBOR	2.50	3.75	3.94	4.25	4.69

Source: Refinitiv Eikon

## US Swap Rates



Source: Refinitiv Eikon

## ECONOMIC CALENDAR

Time	Country	Event	Period	Survey	Prior
10:45	France	Business Climate Mfg	Feb	103	103
10:45	France	Business Climate Overall	Feb	NA	102
12:00	Germany	Ifo Business Climate New	Feb	91.4	90.2
12:00	Germany	Ifo Curr Conditions New	Feb	95.0	94.1
12:00	Germany	Ifo Expectations New	Feb	88.3	86.4
19:00	Russia	Industrial Output	Jan	-3.7%	-4.3%

Source: Refinitiv Eikon

## GCC COMPANY RESULTS

Company Name	Revenues (mn)	YoY (%)	QoQ (%)	Net Profit (mn)	YoY (%)	QoQ (%)
Advanced Petrochemical Co	611.2	-32.5	-6.9	-5.9	NA	NA
QLM Life & Medical Insurance	291.4	24.1	1.2	33.5	5.2	558.3
Saudi Industrial Export Co	0.1	NA	20.0	-6.4	NA	NA
KAMCO Investment Co	7.1	-4.6	138.3	1.7	-20.2	NA
Ethihad Etisalat Co	4132.0	6.0	8.0	606.0	88.9	62.7

Source: Refinitiv Eikon; Note: All figures are in local currency

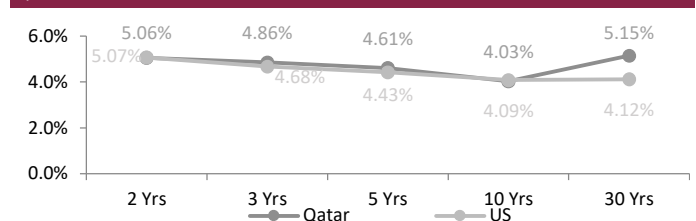
## FX Commentary

The USD held on to modest gains against its peers on Tuesday, supported by strong US economic data, but the greenback was down against the GBP. The US Dollar index was up 0.3% at 103.87.

The EUR/USD traded down 0.3% at 1.0646 head of the release of flash PMI data for the Eurozone as a whole. The GBP/USD went up 0.6% at 1.2115. The USD/JPY traded down 0.5% at 134.99 with manufacturing activity shrinking far more than expected in February while service sector activity impressed. The USD/CNY traded up 0.3% at 6.8735. The USD/CAD went up 0.6% at 1.3537. The risk-sensitive AUD/USD traded down 0.7% at 0.6852 after the minutes from the RBA last meeting showed the policymakers had considered raising interest rates by 50 BPS and the NZD/USD traded down 0.6% at 0.6212.

## SOVEREIGN YIELD CURVES & CDS SPREAD

### Qatar vs US Treasuries Yields



Source: Refinitiv Eikon, Investing.com

5 Years CDS	Spread	6M Change	5 Years CDS	Spread	6M Change
US	32.6	13.6	Turkey	565.5	(250.1)
UK	22.6	5.6	Brazil	227.9	(41.0)
Germany	15.0	0.0	Egypt	921.4	(96.2)
France	22.5	(2.5)	Abu Dhabi	42.7	(6.9)
Italy	90.1	(61.8)	Bahrain	233.5	(42.9)
Greece	95.3	(73.4)	Dubai	76.2	(43.7)
Russia	13,775.2	0.0	Qatar	46.1	(4.5)
Japan	24.2	2.0	Saudi Arabia	64.9	11.8

Source: Refinitiv Eikon, worldgovernmentbonds.com

February 22, 2023

**QSE MAIN FINANCIAL INDICATORS (as on 21st February 2023)**

Company	Dividend Yield (%)	P/B Ratio (x)	P/E Ratio (x)	EPS (QR)	BV/Share (QR)	Stock Price (QR)	Company
QNB	3.58	1.47	11.66	1.44	11.38	16.74	QNB
Qatar Islamic Bank	3.14	1.73	12.32	1.62	11.54	19.90	المصرف الإسلامي
Comm. Bank of Qatar	2.60	0.98	9.86	0.62	6.31	6.16	البنك التجاري
Doha Bank	4.48	0.37	6.78	0.25	4.54	1.67	بنك الدوحة
Ahli Bank	4.95	1.29	14.16	0.29	3.13	4.04	الاهلي
Intl. Islamic Bank	3.85	1.73	16.28	0.64	6.00	10.40	الدولي
Rayan	6.17	1.06	19.06	0.14	2.59	2.76	الريان
Qatar First Bank (QFC)	0.00	0.85	10.96	0.07	1.17	0.86	الأول QFC
National Leasing	4.47	0.51	17.17	0.04	1.32	0.67	الاجارة
Dlala	0.00	0.68	20.80	0.10	2.59	0.80	دلالة
Qatar Oman	0.00	0.67	98.23	0.01	0.82	0.55	قطر وعمان
Inma	1.63	1.15	17.73	0.17	2.67	3.08	إنماء
<b>Banks &amp; Financial Services</b>	<b>3.69</b>	<b>1.30</b>	<b>12.08</b>	<b>0.74</b>	<b>4.99</b>		<b>البنوك والخدمات المالية</b>
Zad Holding Company	4.37	2.79	20.76	0.69	5.60	14.15	زاد
Qatar German Co. Med	0.00	3.36	92.40	0.01	0.28	1.00	الطبية
Salam International	0.00	0.42	9.87	0.05	1.24	0.52	السلام
Medicare	4.10	1.67	21.06	0.28	3.66	6.10	الرعاية
Cinema	1.80	1.58	75.55	0.04	2.12	3.34	السينما
Qatar Fuel	5.49	1.77	15.23	1.08	9.25	16.39	قطر للوقود
Widam	0.00	0.96	0.00	-0.37	1.54	1.40	ودام
Mannai Corp.	3.78	2.78	128.58	0.61	4.81	7.93	مجمع المناعي
Al Meera	5.75	2.06	16.46	0.98	7.75	15.65	الميرة
Baladna	3.90	1.16	29.48	0.07	1.19	1.36	بلدنا
<b>Consumer Goods &amp; Services</b>	<b>4.95</b>	<b>1.66</b>	<b>16.35</b>	<b>0.36</b>	<b>3.50</b>		<b>الخدمات والسلع الاستهلاكية</b>
Ind. Manf. Co.	4.36	0.80	9.31	0.32	3.71	2.98	التحويلية
National Cement Co.	6.70	0.95	12.89	0.35	4.71	4.48	الاسمنت
Industries Qatar	7.96	1.99	9.49	1.46	6.94	13.82	صناعات قطر
The Investors	0.00	1.41	22.35	0.03	0.92	1.84	المستثمرين
Electricity & Water	5.31	1.30	11.53	1.55	13.75	17.90	كهرباء وماء
Aamal	5.12	0.78	17.69	0.06	1.25	0.98	أعمال
Gulf International	5.56	0.94	11.51	0.16	1.92	1.80	الخليج الدولية
Mesaieed	5.20	1.53	15.03	0.14	1.39	2.11	مسعيد
Investment Holding	0.00	1.41	22.35	0.03	0.92	1.84	استثمار القابضة
QAMCO	5.34	1.38	10.22	0.16	1.22	1.68	قامكو
<b>Industrials</b>	<b>6.74</b>	<b>1.61</b>	<b>10.93</b>	<b>0.40</b>	<b>2.83</b>		<b>الصناعات</b>
Qatar Insurance	5.99	0.60	9.30	0.16	3.40	1.67	قطر
Doha Insurance	7.21	0.90	10.19	0.20	2.31	2.08	الدوحة
General Insurance	0.00	0.18	14.40	0.11	5.86	1.03	العامه
Alkhaleej Takaful	3.52	0.99	12.65	0.16	2.07	2.13	الخليج التكافلي
Islamic Insurance	4.65	2.83	11.85	0.73	3.04	8.60	الإسلامية
QLM	3.21	2.42	16.52	0.24	1.61	3.90	كيو إل إم
<b>Insurance</b>	<b>5.70</b>	<b>0.67</b>	<b>0.00</b>	<b>0.23</b>	<b>2.46</b>		<b>التأمين</b>
United Dev. Company	4.89	0.36	10.26	0.11	3.14	1.13	المتحدة للتنمية
Barwa	6.26	0.51	9.56	0.29	5.47	2.80	بروة
Ezdan Holding	0.00	0.67	151.79	0.00	1.22	0.85	إزدان القابضة
Mazaya	0.00	0.64	15.83	0.04	0.88	0.56	مزايا
<b>Real Estate</b>	<b>4.78</b>	<b>0.46</b>	<b>11.28</b>	<b>0.05</b>	<b>1.88</b>		<b>العقارات</b>
Ooredoo	4.65	1.22	12.55	0.74	7.59	9.25	Ooredoo
Vodafone Qatar	6.13	1.43	13.71	0.12	1.14	1.63	فودافون قطر
<b>Telecoms</b>	<b>4.95</b>	<b>1.28</b>	<b>13.01</b>	<b>0.44</b>	<b>3.92</b>		<b>الاتصالات</b>
Qatar Navigation	3.89	0.64	10.10	0.89	14.12	9.00	الملاحة
Gulf warehousing Co	2.80	0.94	8.73	0.41	3.81	3.57	مخازن
Nakilat	3.47	1.85	14.44	0.26	2.03	3.75	ناقلات
<b>Transportation</b>	<b>3.70</b>	<b>1.08</b>	<b>11.65</b>	<b>0.37</b>	<b>4.07</b>		<b>النقل</b>
<b>Market</b>	<b>2.73</b>	<b>2.17</b>	<b>18.77</b>	<b>0.31</b>	<b>2.71</b>		

Source: Refinitiv Eikon; Note: The above-mentioned indicators were calculated according to the latest reliable financial data.

**DISCLAIMER**

It is understood that any opinions expressed by Commercial Bank Financial Services or its affiliates as to the commentary, market information, and future direction of prices of specific securities reflects the views of the individual analyst who issued them, and not necessarily represent the views of Commercial Bank Financial Services or its affiliates in any way. In no event shall CBFS or its affiliates have any liability for any direct or indirect losses incurred in connection with any decision made, action or inaction taken by any party in reliance upon the information provided in this materials or for any delays, inaccuracies, errors in, or omissions of the said information.